

Grade

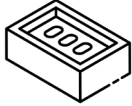




Phonemic Awareness and Phonics

3


Lesson 2 Activity 1

Making words and sentences

1. Look at the picture and say each word aloud. Separate the word into sounds and write the word.

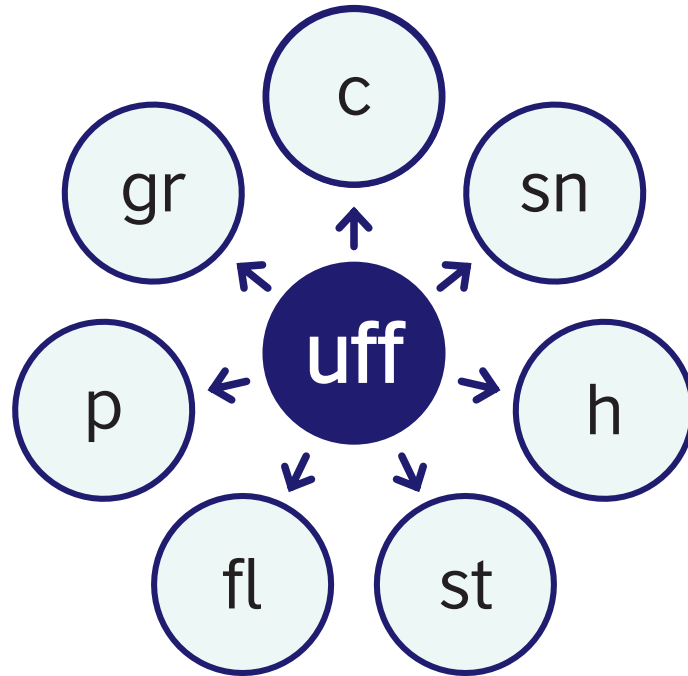
	brick	br-i-ck	brick
	clock		
	truck		
	stick		
	chick		

2. Spelling words with the sound ck.



Spelling words	Try 1	Try 2	Try 3
back			
sack			
neck			
peck			
kick			
sick			
sock			
rock			
luck			
buck			

3. Put the sounds together to make the words ending with **uff**.



– Write the words you have made in the boxes.

4. Choose an **uff** word. Write a sentence.

.....

.....

5. Read this story with a partner.

I am going on a trip.



I pack a stack of clothes.



I crack an egg to make a snack.



I pack the snack in my lunch box.



I take my blocks to play.

6. Finish these sentences to make your own story.

neck clock cliff stuff truck snack

The goes tick-tock, tick-tock.

I my bag with my

I jump on the

Off we go huffing and puffing up the steep

My is stiff.