


Teaching English

Leveraging low- resource technology to deliver learning to disadvantaged learners

Nnenna Ben-Ekechukwu

18 May 2024

www.britishcouncil.org

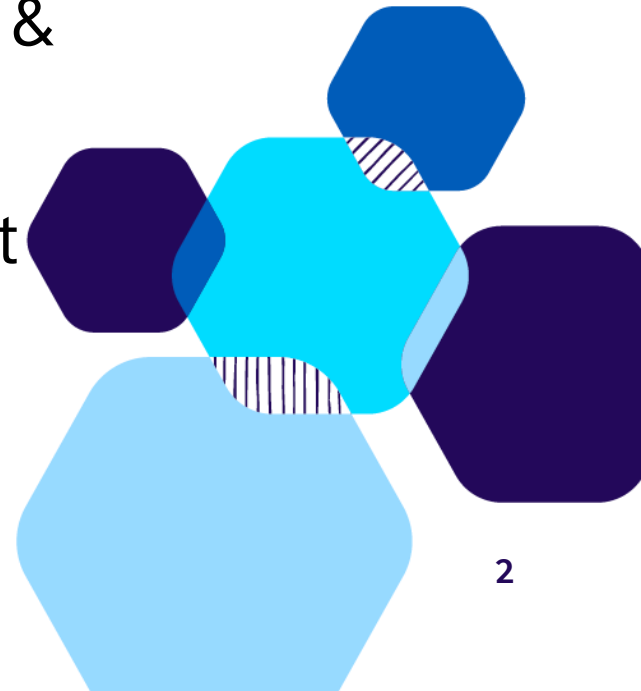




Introduction

Not your typical English teacher!
ESL expert with a sprinkle of...

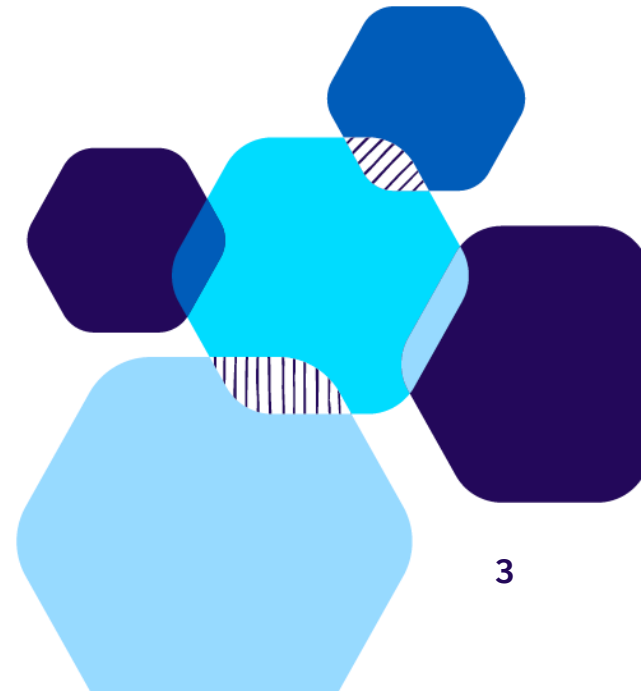
- Cake decorating skills
Bridal and event management expert
- Passionate volunteer &
family advocate
- 3rd-time grad student
(focused on
education equity)



My plan

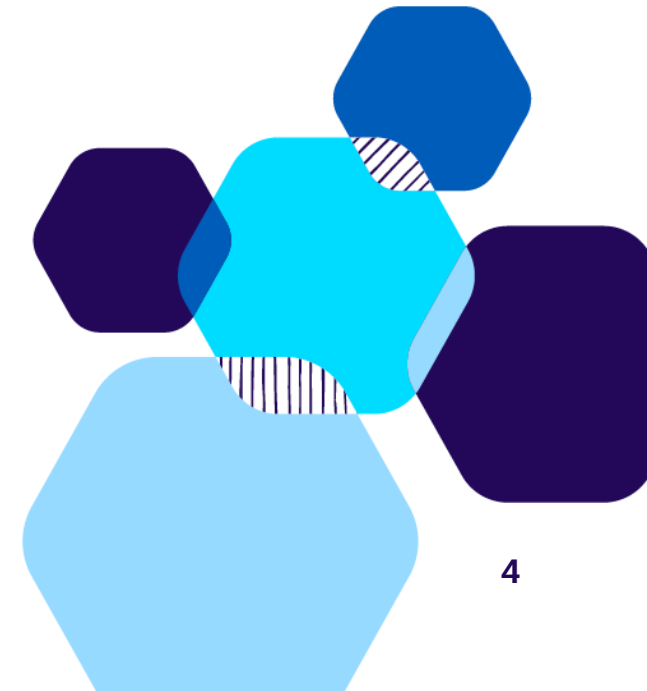
In this webinar, you'll:

- learn about some low-tech resources
- see how I use toll-free hotlines
- see how I use call-in radio shows
- share your ideas for low-tech resources!



Nelson Mandela once said...

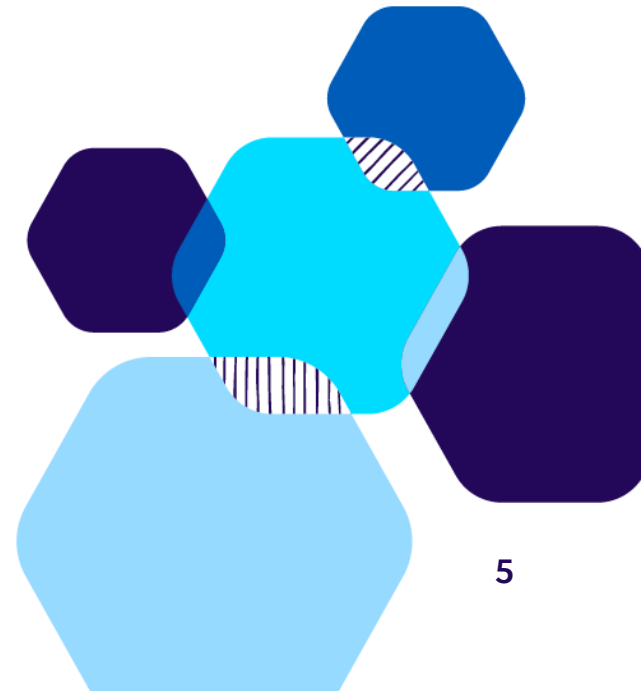
Education is the most powerful weapon which you can use to change the world.—Nelson Mandela.



Quick question

What is your biggest challenge getting low-tech resources for your classes?

Answers in the chat please!



Which works best?



Owura Kwadwo Hottish added 4 new photos — with Akua Boatemaa Sarah and 4 others.


15 February at 11:11 · 🌐

Teaching of ICT in Ghana's school is very funny. ICT on the board paa. I love ma students so have to do wat will make them understand Wat am teaching.


#committedteacher.

#ICTontheboard.

#Teacherkwadwo



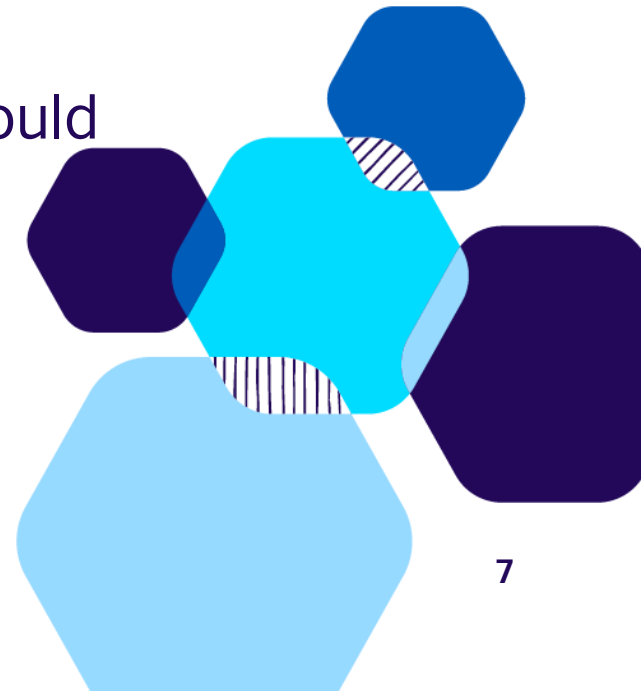
Let's not forget



Language bias

Fear of the unknown

Amidst this challenge,
A motivated learner could
spring forth.

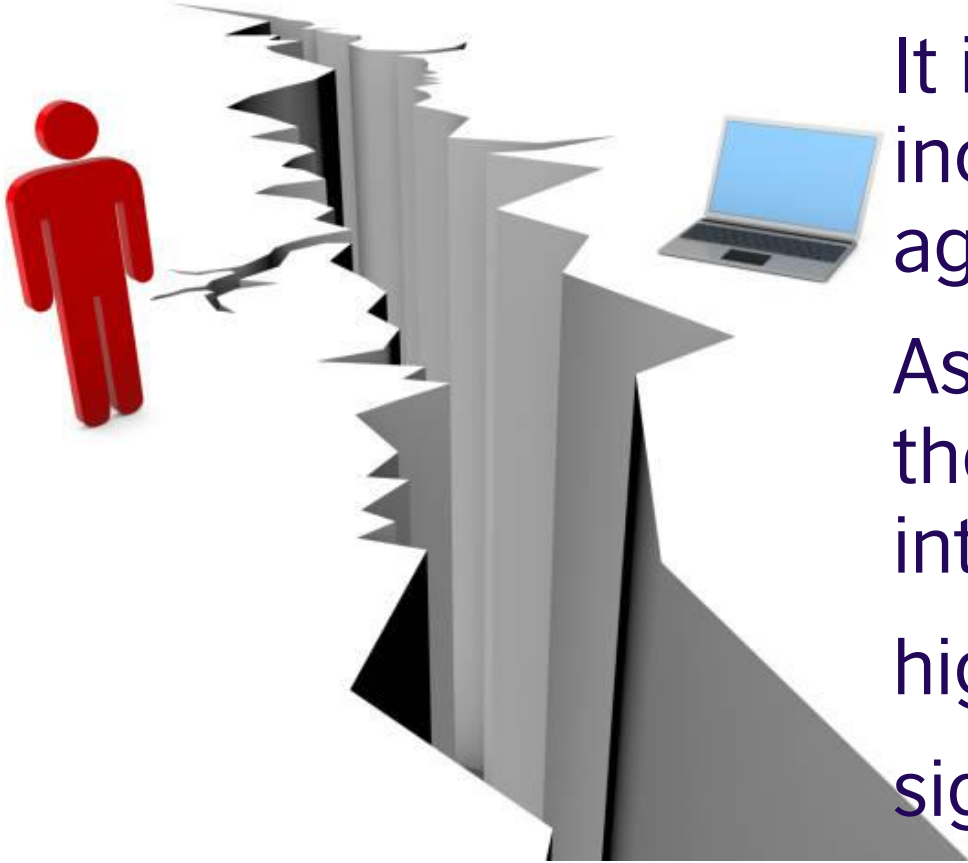


Digital divide

The digital divide which is an unequal access to technology, that impacts billions globally.

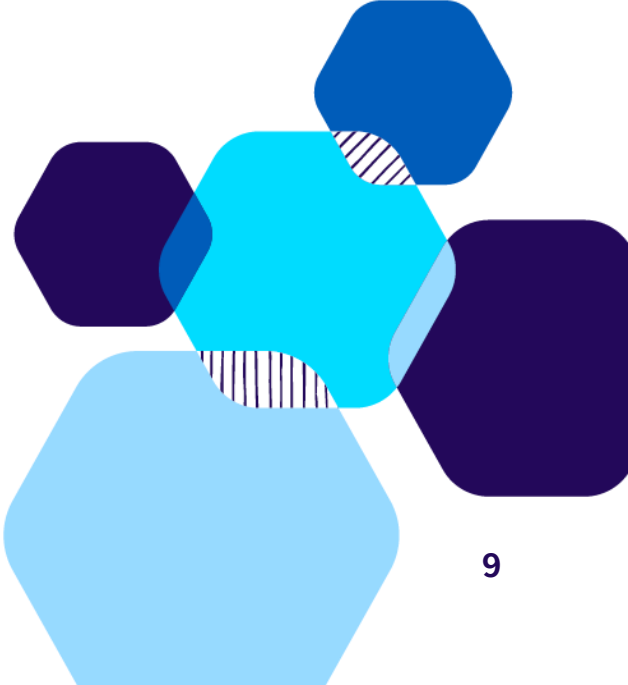
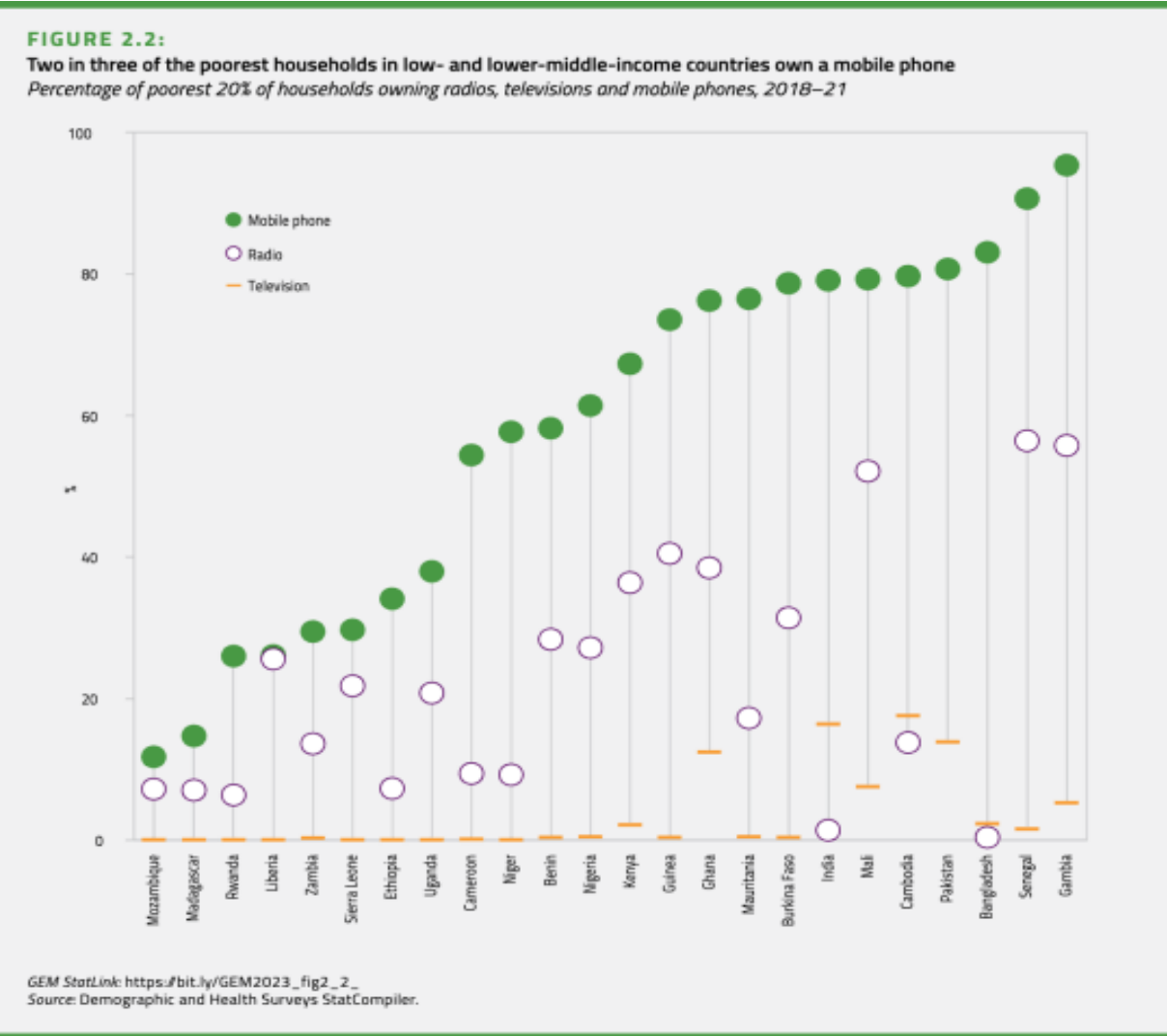
It is driven by factors like income, education, location, and age.

As of 2020 (ITU), only 53% of the world's population has internet access, highlighting the significant global gap.



This study by UNESCO shows one quarter of the poorest 20% of households in low- and lower-middle income countries own a mobile phone and radio

Image: UNESCO



**How to use radio and mobile phone.
Share your experience in the chat using these tools.**

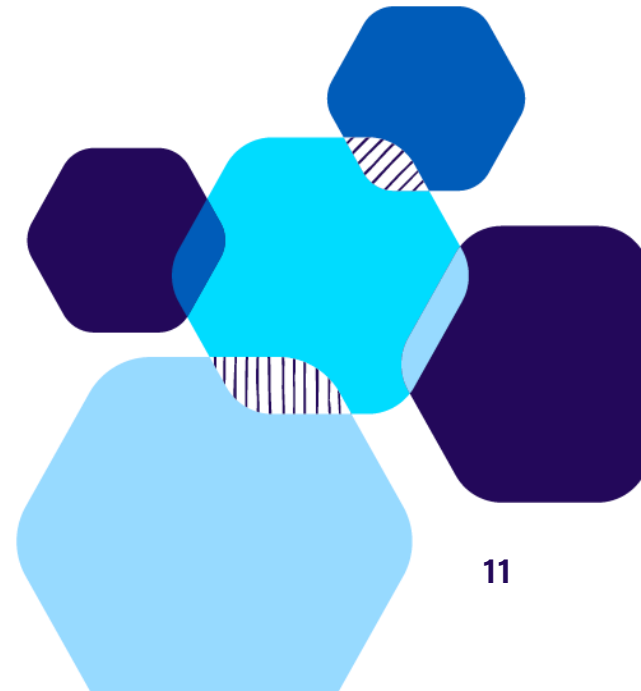


How to use radio for class activities

Call in radio shows where:

Get the buy-in of a local radio station, and create contents relevant to your target level like:

- ❖ Interactive Radio content
- ❖ "Ask the Parents" Show
- ❖ Live Learning Labs



Call-in radio shows

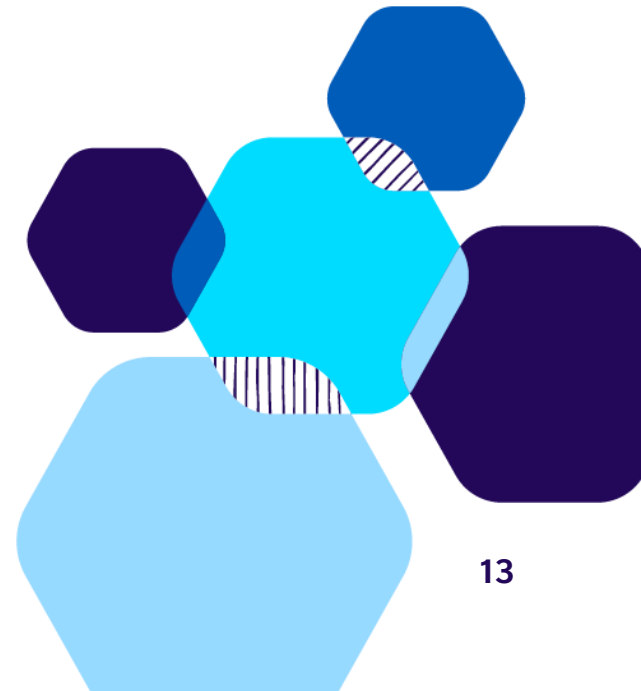
- How to set up this activity
- What you'll need
- How to proceed

Set up!

If the school has no funding for an extra-terrestrial radio station, no worries!

Please introduce your students to recording tools.

Create a class YouTube channel if you feel like taking it a notch higher.



You'll need:

Microphone: An inexpensive USB microphone to capture clear audio.

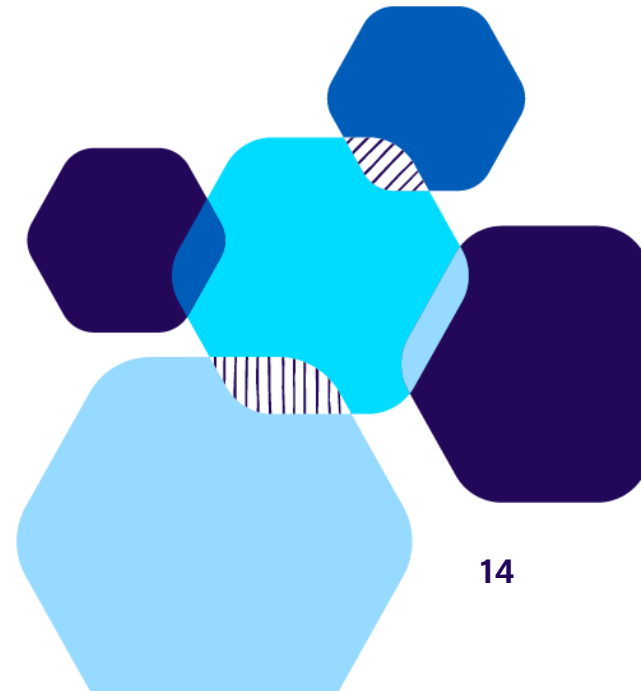
Editing Software: Free editing tools can get you started like Ocenaudio and Audacity

Hosting: Free and low-cost options like a mobile phone or a simple audio recording device.

Craft concise talking points:

Develop short scripts outlining your key points for different discussion segments.

Include impactful statistics, anecdotes, or quotes to enhance your contribution.



How to Proceed

Model by showing what has been done previously and allocate time in your class for rehearsal.

Introduce them to using the record tool on their devices to practice and send to the teacher for feedback via WhatsApp or Google drive.

Popular radio shows across Africa



Okapi Ecole.



**Sierra Leone's Radio
Teaching Program
(RTP)**



Let's Go Learning

Get creative!



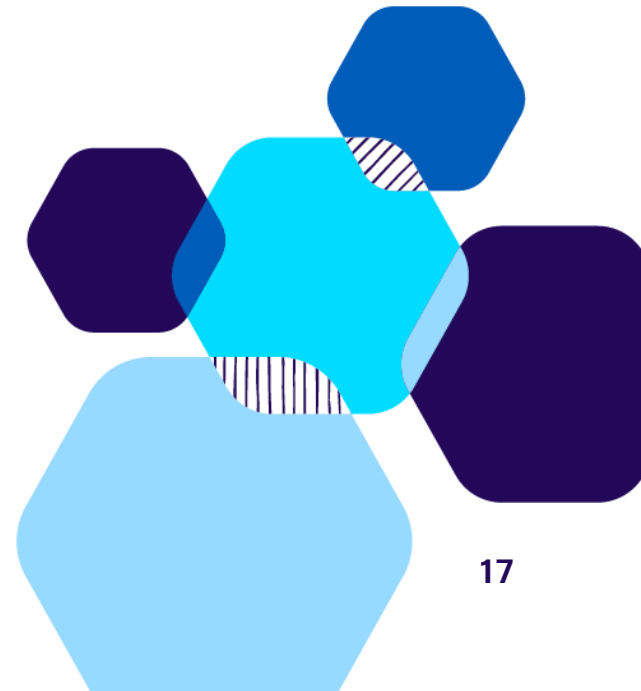
The SMART Learner.



My seven wonders series was a popular demand and got students the most active.



The Excellent learner




Mobile phones as a low-tech resource.

Direct outreach: Identify telecommunications companies in your region that provide toll-free lines, or utilize instant messaging apps like WhatsApp and Telegram.

Collaborative spirit: With co-creation in mind, identify teachers who can work with you to create relevant content from EAP to ESP to EGP.

Content and Language Integrated Learning (CLIL) will be helpful e.g English through music.



— **Showcase compelling ideas such as:**

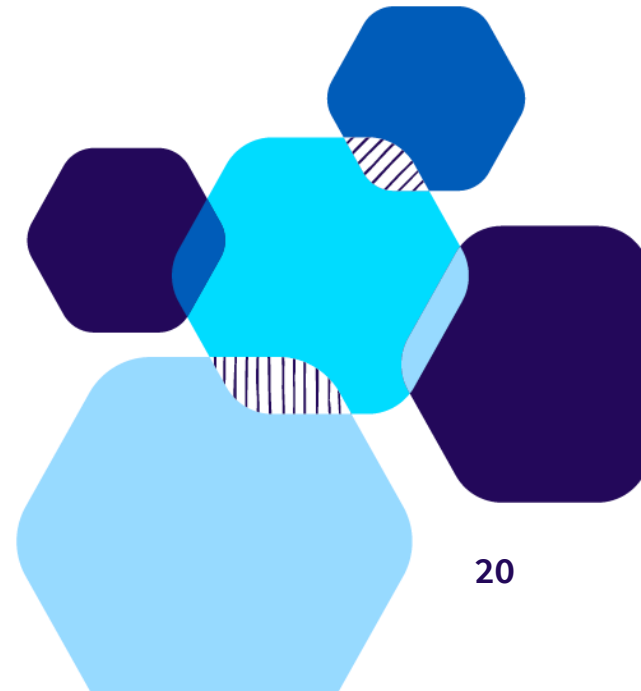
Story & Song hotline: Interactive stories and singalongs delivered by phone.

Dial-A-Challenge: embed some grammatical errors in a conversation and see if the students notice the errors.

Real-world English: Connect learners for real-time conversation practice via phone calls. Simulate everyday situations (ordering food, booking appointments, finding your way around town, culture experiences) by phone.

Idiom express: Learn and practice common idioms and retell the idiom.

My Seven wonders: Learner explores and celebrates their wonders through phone calls with proficient English speakers and fellow learners all from a toll-free line.

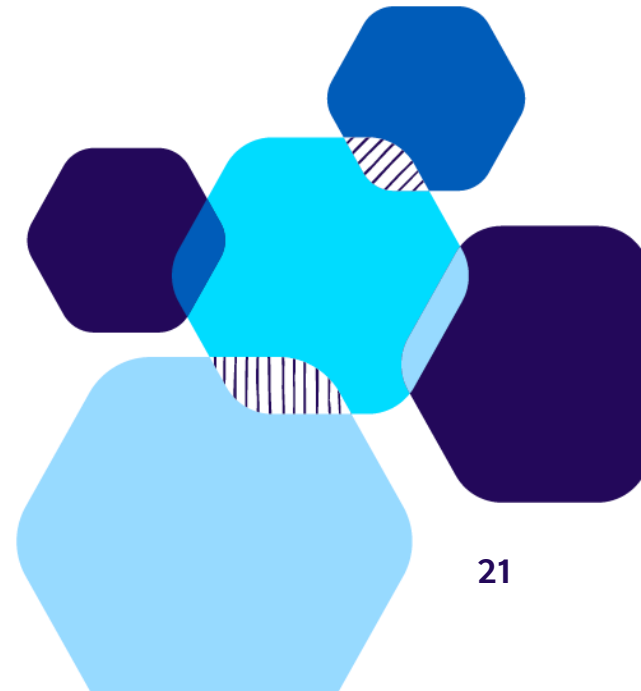


Here's a simple activity using a phone recorder.



<https://bit.ly/4ahzIG8>

https://drive.google.com/drive/folders/1hoU-0gHNkKU8GoDbm02AHRcRdfGIYnls?usp=drive_link



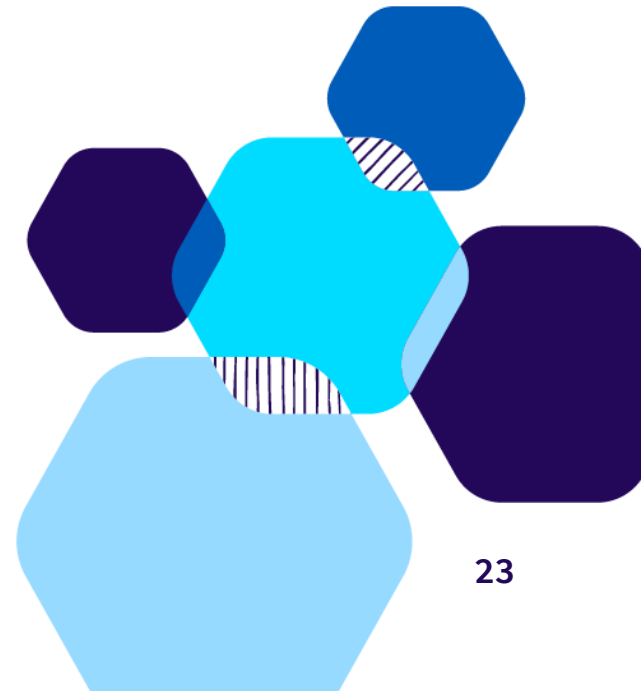
Can you recommend a holiday destination or your favorite place to visit in your country?




Tell me in the chat/comments

Have you ever experimented
with radio programs?



Would your students enjoy
culture inclusive games or radio?



Guess the idiom!



Guess the idiom!



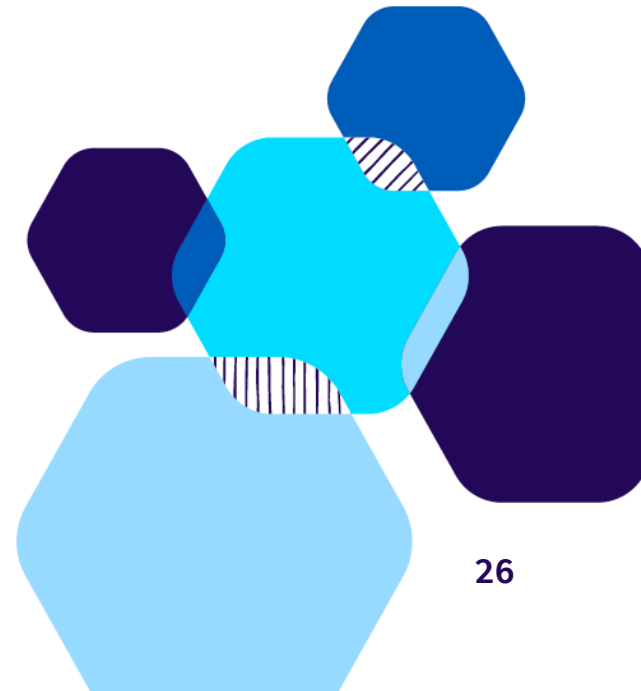
Who then is a disadvantaged learner?

Not the learner who lacks fancy tech, but the one we fail to reach with the resources at hand.

The truth is, disadvantage isn't defined by limited resources, it's defined by a lack of resourcefulness.

Every educator has the power to ignite potential, regardless of budget.

Empowerment. Equity. Education for All!




Thank you for listening!

You can find me on:

(X & Instagram @NnenneBen)

www.britishcouncil.org



Reference links

[Image of a teacher teaching some students](#)

[Teacher in Ghana teaching computer literacy](#)

[Education equity](#)

[Digital divide image](#)

[Radio](#)

[Mobile phone](#)

[Hand power](#)

[Education equity](#)

