


TeachingEnglish

Towards more student-centred teaching and learning with technology


Mouhamadou Bamba Diop

Saturday 9 November 2024



About the speaker

Mouhamadou Bamba Diop is an EFL teacher at Charles De Gaulle High School (St Louis, Senegal). He is also an English Club supervisor and teacher trainer. He holds certificates as an International Leader in Education and Educational Technology Instructor.



Objectives

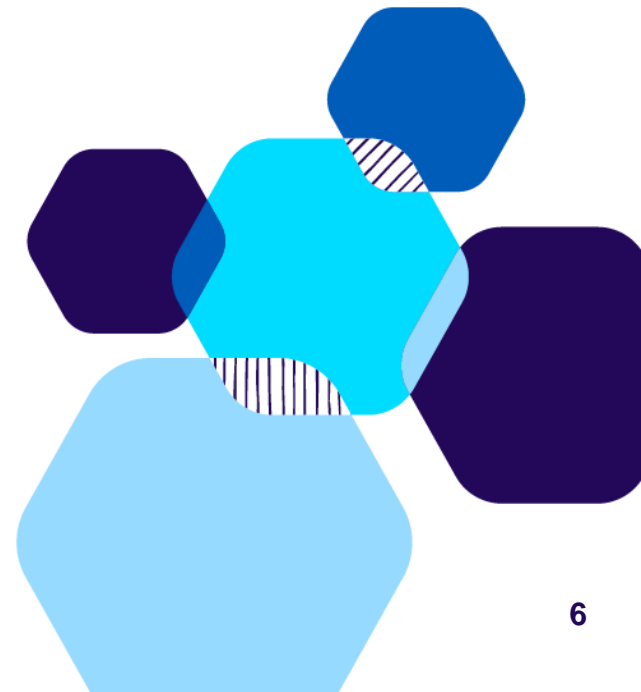
- **to discuss how technology helps classes become more student-centred**
- **to show some practical examples of this**
- **to motivate teachers to try out more technology**



What is learner-centred instructional technology?

Can you think of some examples?

Have you used any in class?



Learner-centred instructional technology

empowers individual learners to actively participate in the learning process

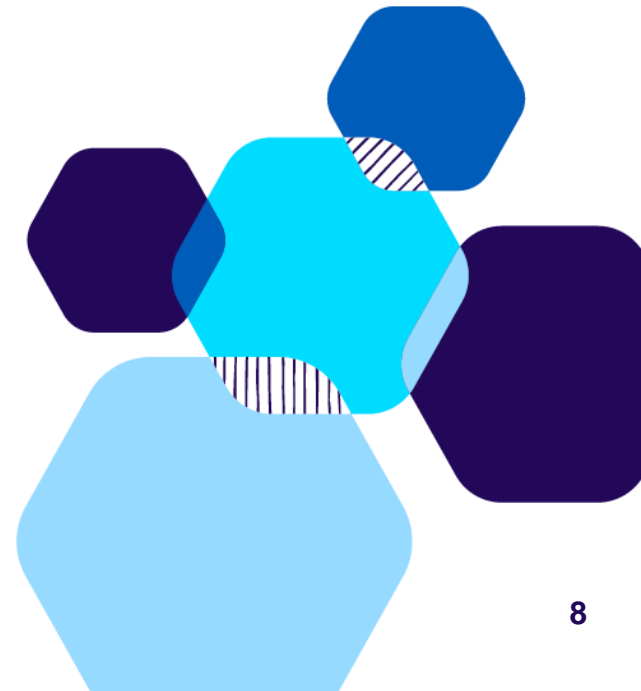
where students are responsible for their own learning, but not just knowledge receivers

where teachers effectively utilize their time, efforts, and resources to help individual students learn

Resources

What instructional technology resources are available in your teaching context?

Let's list them all in the chat



Technology resources often available in schools

Online interactive platforms

- SMS
- Facebook
- Twitter
- WhatsApp
- Instagram
- Edmodo
- Voicethread
- Tumblr
- Skype
- IMO
- Kahoot
- Youtube
- Google Apps(e g. Google classroom, Gmail, Google forms, Google doc, Google slides, etc)



Common devices, gadgets


- **Computers(laptops, PCs)**
- **Tablets and iPads**
- **Mobile phones**
- **Television**
- **DVD players**
- **Smart watches**
- **Cameras**
- **Voice recorder**

Applications accessible offline

- Open Office
- SMS
- Microsoft office (Word, Excel, PowerPoint,etc)
- Apple software (pages, keynote, Numbers)


Think about one online platform or one application accessible online that you have used – how has it helped learners?

Please comment in the chat




How can we use this technology to help learners learn?

- a) I'll share some ideas that I have used
- b) We can get lots of help and ideas from the British Council resources
- c) You can all share your ideas in the chat, so we learn from each other



How I have used technology in my classes to increase learner-centred learning

1. **WhatsApp** – group discussion after reading a text
2. **Twitter(X)** – summarise the news
3. **Kahoot** – game – vocabulary cards
4. **Instagram** – image descriptions



5: Online listening

- a) students go to the BBC LearnEnglish website from their device
- b) in pairs, they choose a podcast to listen to (in pairs, or in groups)
- c) then they summarise the main points
- d) class corrections – others listen and say if they agree with the summary



General English > Audio series > Podcasts

Podcasts




6: Collaborative writing

- a) students download Google docs app on their phones
- b) show them how to use Google docs
- c) brainstorm how we can use Google docs for collaborative writing

Task: Students co-write short stories or essay – give them a choice

Topic 1: write an interview between a student and Messi

Topic 2: write a brief presentation of your school and your classes for your pen friend



7: Group projects

- a) To celebrate black history month – in February - I assign my students collaborative research tasks
- b) elicit black historical figures (e.g. Rosa Parks, Malcolm X or Martin Luther King and ask them to choose one and prepare group presentations.
- c) as collaborative tech tools, they can use PowerPoint or Google Slides.
- d) they present in front of the class and others ask them questions



The TeachingEnglish bi-monthly theme in August and September was:

Integrating Learning Technologies

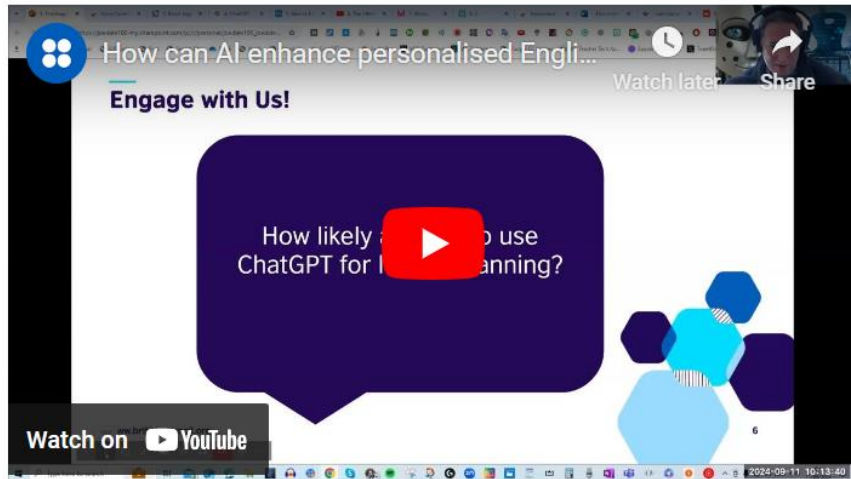
Did you learn from any TeachingEnglish webinars or events?
Did you pick up any tips from TeachingEnglish Instagram or Facebook?



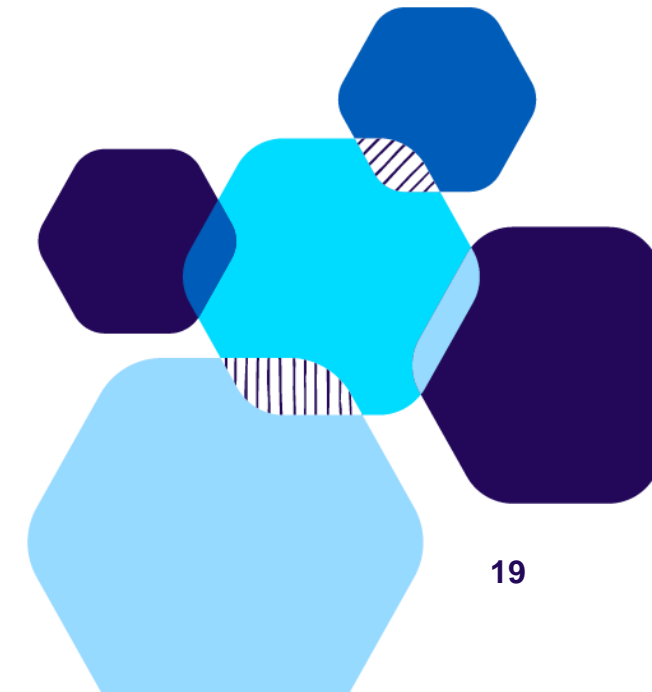
What I learnt from August / September bi-monthly topic

- More English exposure in WhatsApp with the guessing game activity : 'my angle on ...' from the webinar '**How to use WhatsApp for interactive teaching tasks**'
- 'clip chat' activity: short video clips from the webinar '**Using videos to practice English**'
- Tips on how to use videos in English lessons: from the webinar '**How to use videos in English lessons**'

AI for learning – mini-event:



- Using ChatGPT
- Co-designing language learning
- 3 teachers from Argentina, Indonesia and Egypt sharing what they've done in class



Practical introduction webinars



TEFL webinar | A practical introduction to technology supported language learning

TEFL
BRITISH
COUNCIL

Technology supported language learning Africa
Copy link

Gary Motteram
A practical introduction to technology supported language learning
webinar recording

Watch on YouTube

The image shows a YouTube video player thumbnail. At the top left is the British Council logo. The main title is 'TEFL webinar | A practical introduction to technology supported language learning'. Below that, it says 'Technology supported language learning Africa' with a 'Copy link' icon. The speaker's name 'Gary Motteram' is prominently displayed, followed by a subtitle 'A practical introduction to technology supported language learning' and 'webinar recording'. A red play button icon is overlaid on a portrait of Gary Motteram. At the bottom left, there is a 'Watch on YouTube' button.

- Mentimeter
- Quizlet
- Padlet
- QR codes
- Kahoot

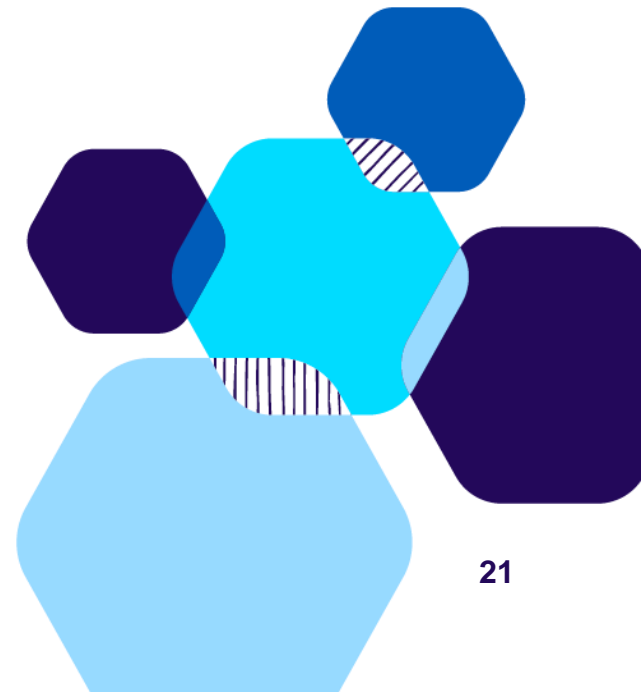
<https://africa.teachingenglish.org.uk/practical-introduction-technology-supported-language-learning>

How does all this technology help our learners:

- learn better / quicker?
- learn in a learner-centred way?

What I've noticed with my learners:

- feel more interested and eager to learn
- feel proud of themselves as they see they can perform tasks successfully
- develop collaborative skills as they work together and help one another in the whole process



General tips: - which are the most important 3?

1. Get parental / school permission before using devices
2. Tell learners why they are using the technology
3. Don't let the technology distract the learners – let it be a means to achieving the learning objectives
4. Start small and build up
5. Get learners to work in small groups on one device
6. Always have a Plan B in case the technology lets you down
7. Make instructions extremely clear – show rather than explain
8. Digital Citizenship: Teach students how to use online platforms responsibly and respectfully.

please put your choices in the chat

Take-away tips

Please try out at least one of these before our discussion on Friday in the English Connects Telegram group – then you can report back to tell us how it went:

1. **WhatsApp**
2. **Edmodo**
3. **Kahoot**
4. **Instagram**
5. **BBC Podcasts**
6. **Google docs**
7. **Google slides / PowerPoint**

