

TeachingEnglish

Embracing Inclusivity: Empowering Language Teachers for Diverse Classrooms

Zeny Zerfu

3 August 2024



About the speaker

Teacher and Teacher educator

Taught English for more than ten years

Leading an association composed of teachers – WVAAE

British Council Trainer

As a British council trainer I work in education projects, including English Connects and gender

Zeny Zerfu



Inclusive classroom

Objective:

- equip language educators with strategies for inclusivity

Overview of Topics:

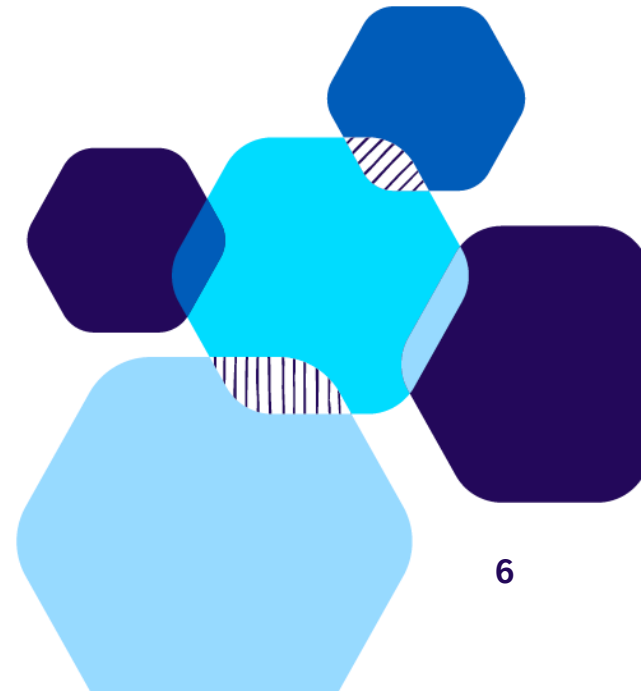
- importance of inclusive teaching
- addressing bias and stereotypes
- practical strategies of creating diverse learning materials

Inclusivity in the classroom

1. What is inclusivity?

2. Why is it important?

Please answer in the chat



Inclusive language teaching

Importance

- Promotes equity and respect
- Enhances learning outcomes for all students
- Reflects diverse societal realities

Benefits

- Improves student engagement and participation
- Supports diverse learning needs
- Encourages a positive classroom environment

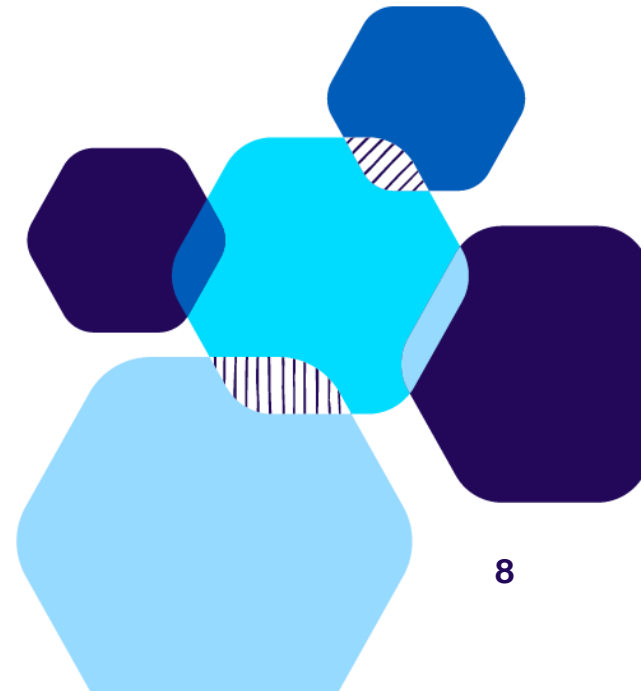
Inclusive classroom


Creating an Inclusive Classroom Environment

Classroom Dynamics

Inclusive Teaching Practices

- **Cultural Awareness**
- **Differentiated Instruction**
- **Using diverse learning materials**





What does the picture tell about inclusivity? How can you teach this class? Any barriers?

Who is in your classroom?

Introverted
and
extrovert

Dyslexia

Special
needs

Kinesthetic
Neurodivergent

Visual /
Auditory

Traumatised

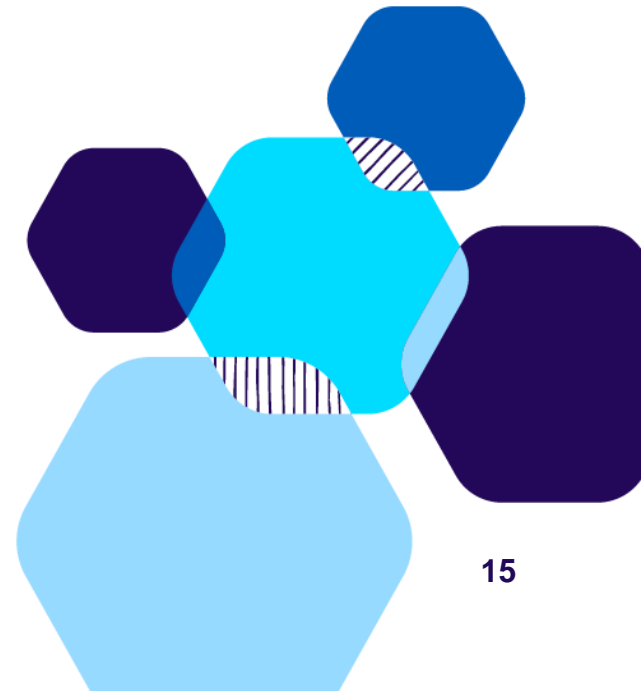
Marginalisation

???

Gender
bias

Autism
spectrum
disorder

Hearing
impairments



Addressing different needs

Inclusion is needed in various lesson areas:

Leaning
Content /
Materials

Language

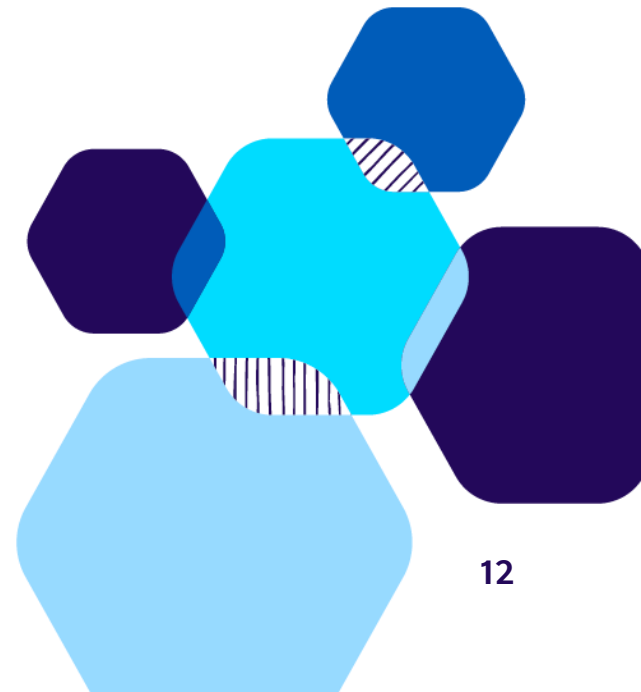
Teaching
Methods

Learning
Materials

Inclusive English Language classroom

Creating Diverse Learning Materials for an Inclusive Language Learning Environment

Equipping Language Educators with Practical Strategies and Insights



Inclusive classroom

Why Diverse Learning Materials Matter

Benefits of Diverse Learning Materials

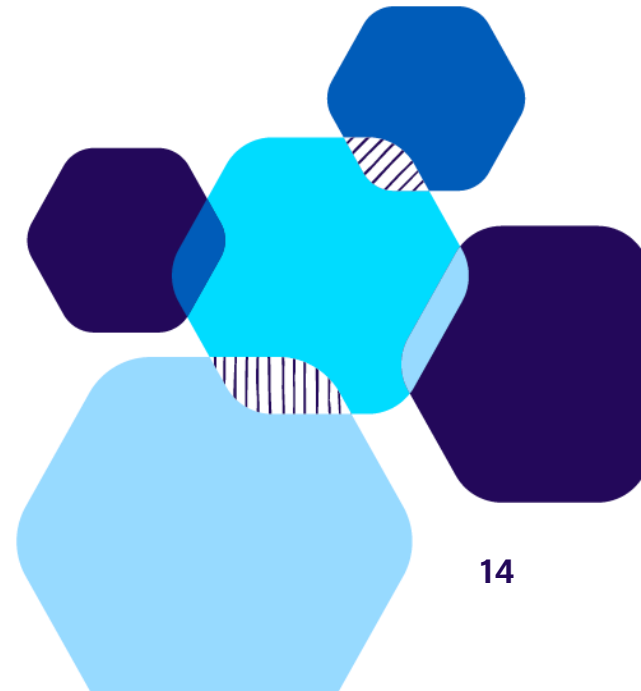
- Enhances engagement and motivation
- Reflects students' backgrounds and experiences
- Promotes cultural awareness and sensitivity
- Encourages critical thinking and empathy



Inclusive Learning materials

How do you create inclusive English language learning materials?

Please comment in the chat



Creating diverse learning materials

Content
Using
various
sources

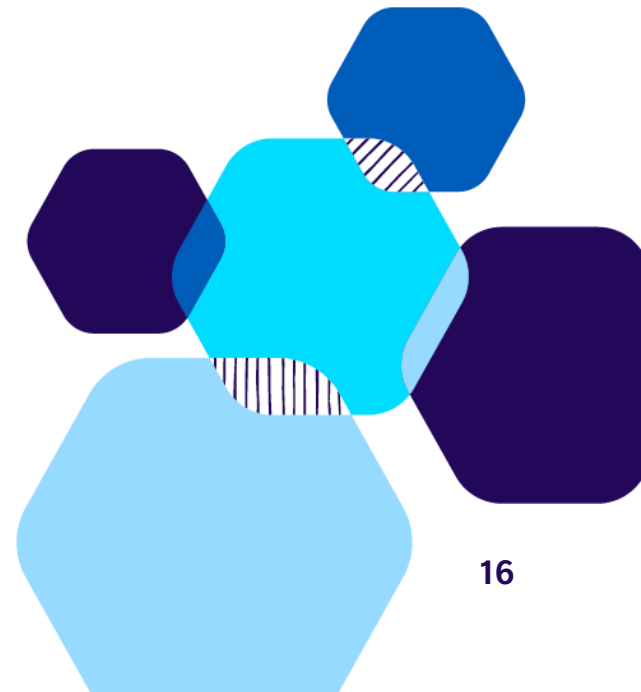
**Inclusive
language**

Methods
using
media,
images and
video

Understanding Your Learners

Know Your Audience

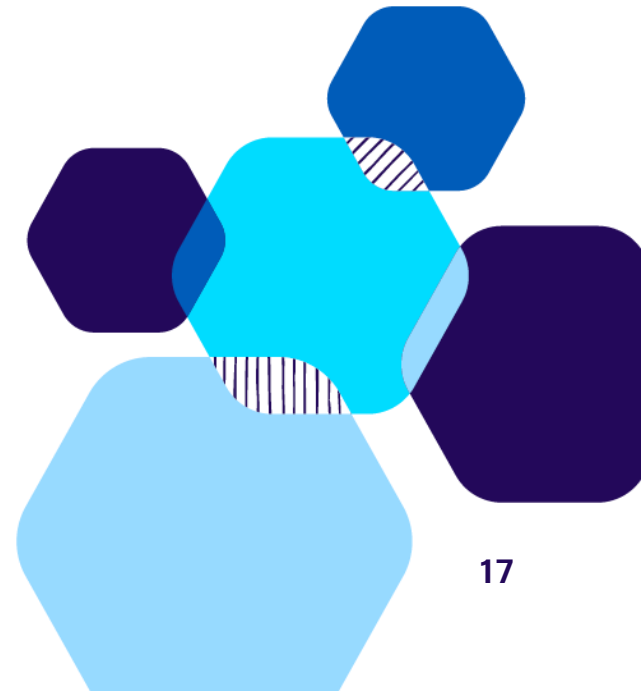
- Demographics: age, cultural backgrounds, language proficiencies
- Learning preferences and needs
- Interests and real-life experiences



Principles of Creating Diverse Learning Materials

Key Principles:

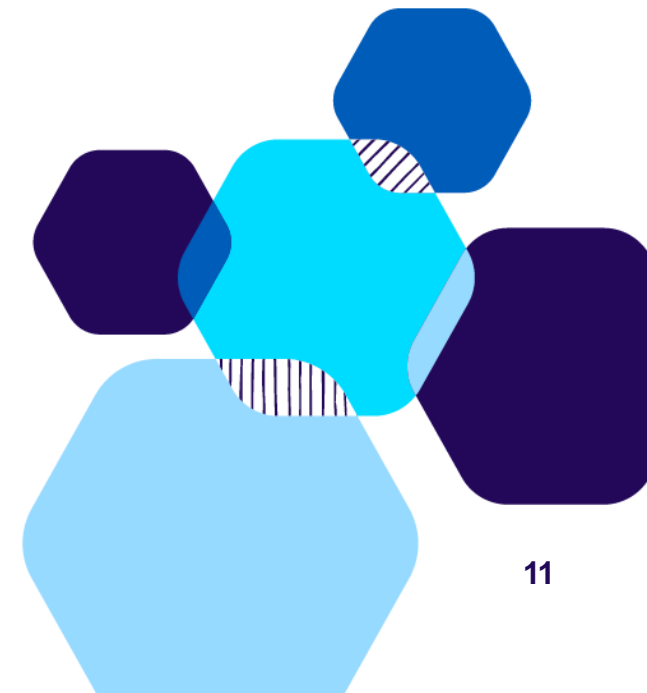
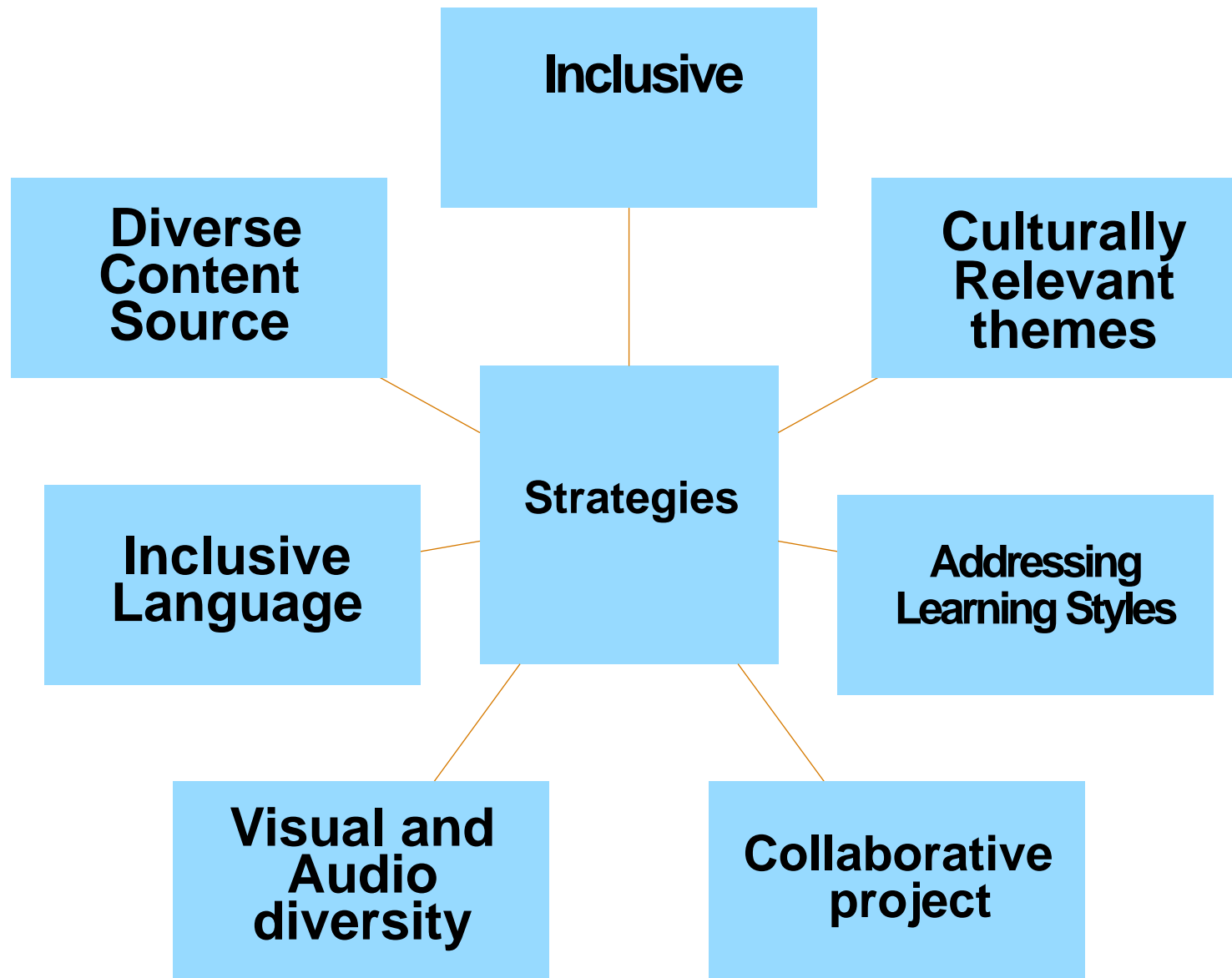
- **Representation:** Include diverse voices and perspectives
- **Relevance:** Use materials that are relatable to students' lives
- **Accessibility:** Ensure materials are accessible to all learners
- **Adaptability:** Provide options for different learning styles and needs



Creating diverse learning materials

What strategies do you use to make learning materials diverse?





Tips

inclusive storytelling

cultural treasure hunt

play Audio clips of historical events from different regions

Folk stories/songs

different versions of the text

How

cultural artifacts, practices, or traditions.


a story prompt or a set of picture cards

Fill in the missing words.

Retelling, mining, acting out

Bold, simplified and challenging





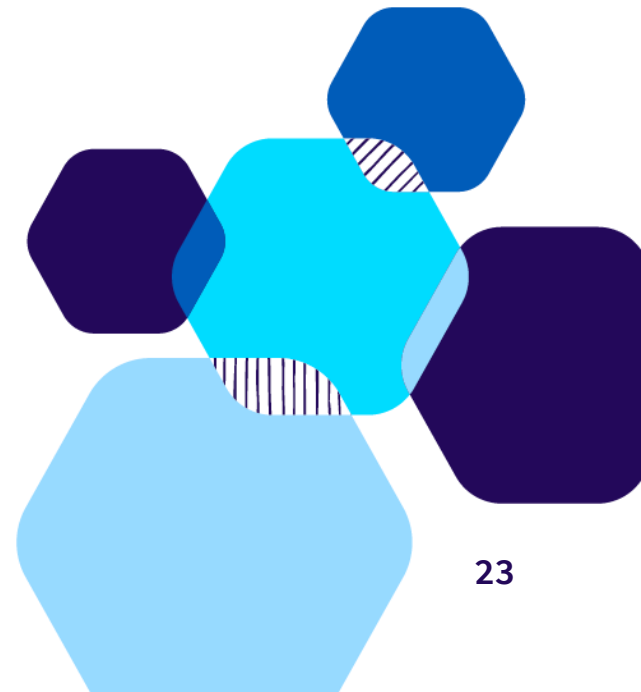
Implementing and Assessing Diverse Learning Materials

Implementation Tips

Start small
and gradually
integrate
diverse
materials

Seek
feedback
from students
and
colleagues

Be open to making adjustments



Assessing Students using Diverse Learning Materials

Assessment Techniques

Formative assessments:

quizzes, reflections, discussions

Summative assessments:

projects, presentations,
exams

Continuous improvement:

revise materials based
on feedback



Practical classroom experience

Use Multicultural Texts


Tip: Select reading materials that reflect a variety of cultures, languages, and experiences

Example: Include stories, poems, and articles from different cultural backgrounds in your reading list

Technology Integration

Tip: Use language apps, online dictionaries, translating tools

Example: Use apps like Duolingo or Quizlet to reinforce vocabulary and grammar lessons.



Tips for Inclusive language classroom

Encourage Student Voice

Tip: Student ownership of the learning

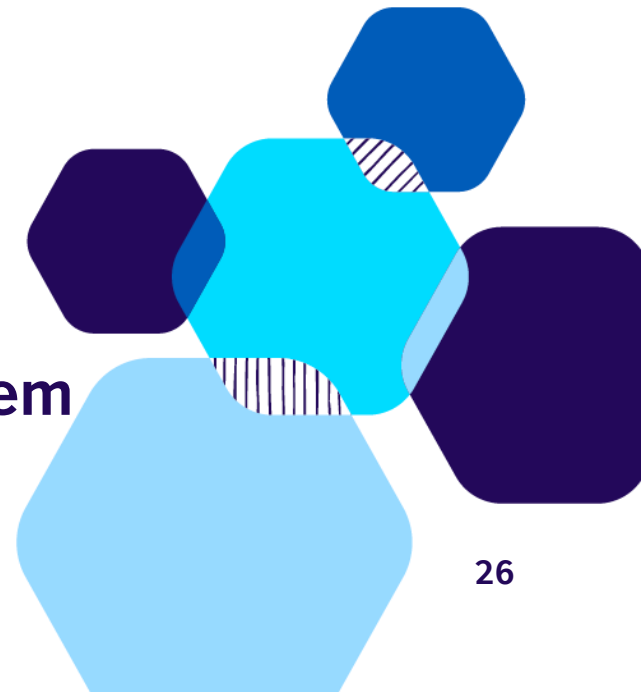
Example: Allow students to choose topics for presentations that reflect their cultural heritage or interests.

Real-World Connection

Tip: Connecting classroom learning with the real world

Example: Geography Teacher in In Ethiopian dry land

Discuss current events from different countries and relate them to the lesson's topic, climate, natural resources, etc



Tips for Inclusive language classroom

Collaborative Learning

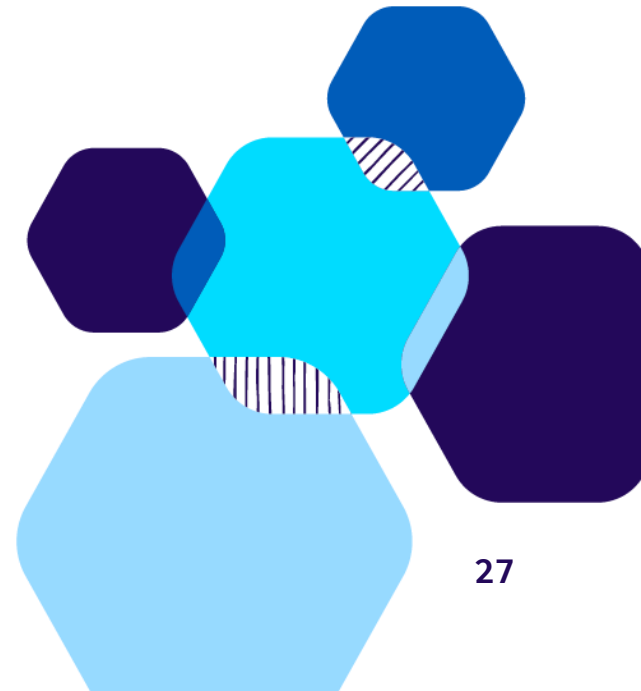
Tip: Promote group work and peer learning

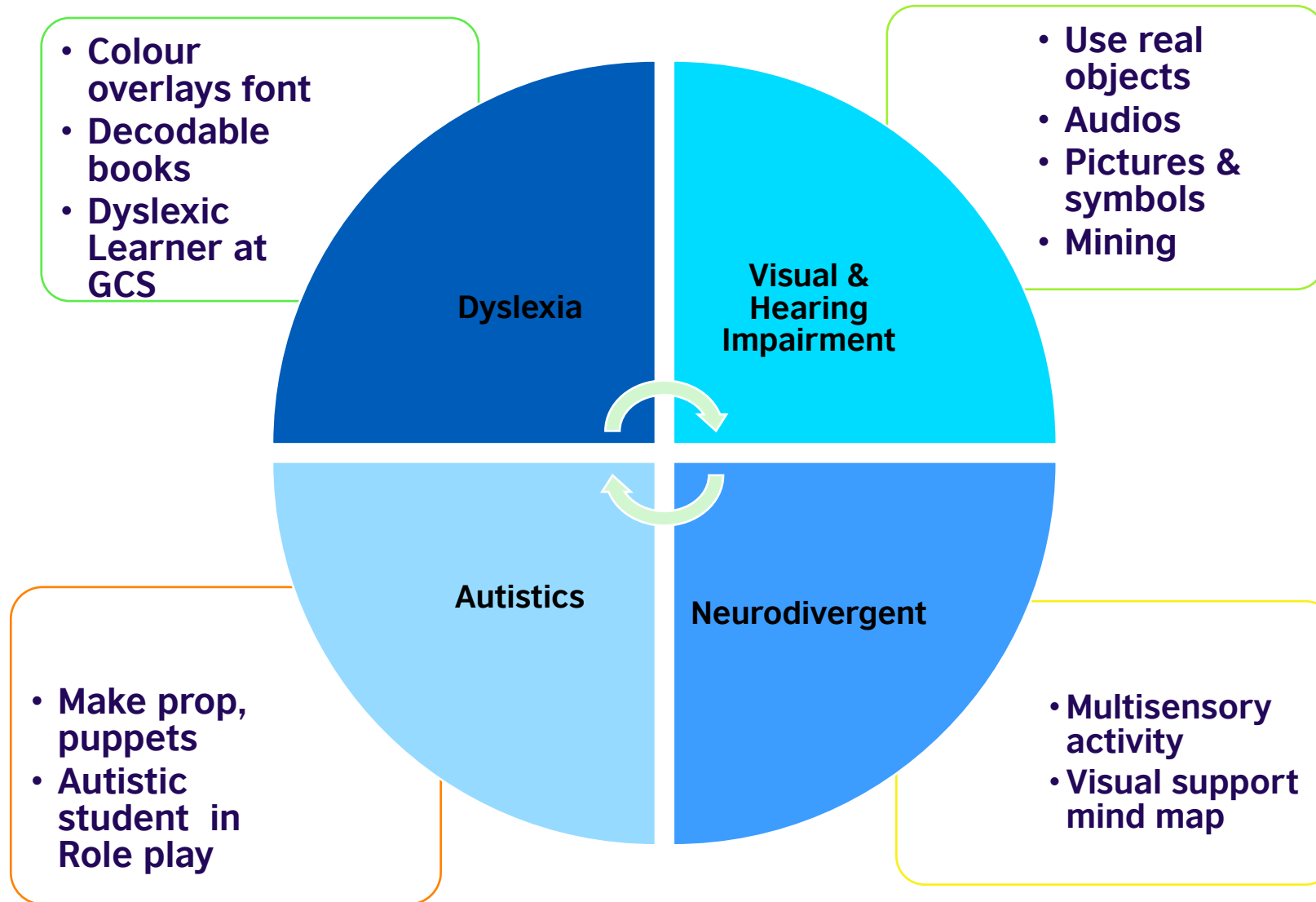
Example: Organise group projects where students from different backgrounds collaborate and share their perspectives.

Continuous Reflection and Adaptation

Tip: seek feedback of learners

Example: Use surveys or informal discussions to understand what materials and methods work best for your students.

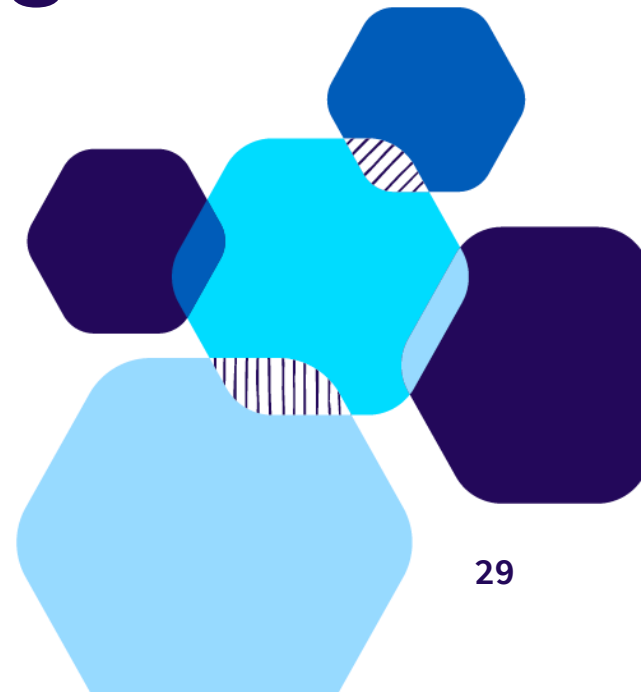




Inclusive classroom Language Use

Activity

What activities can you design to make your school learning materials diverse and inclusive?



4 types of activities – put the activities on the next slides in these categories

a) Cultural
Exchange

b)
Multilingual
Storytelling

c) Cultural
Food

d)
Environmental
Awareness



Which category?: a) cultural exchange b) multilingual storytelling c) cultural food d) environmental awareness

1- Select traditional stories/songs or folktales/folksongs from their cultures or regions and adapt them into English. They can illustrate the stories, create storyboards or even perform them as short plays. They can replace the lyrics of the song with English words and try singing with the old melody.

2 - Research traditional recipes, create a cookbook and even organise a multicultural food fair or cooking demonstration.

Which category?: a) cultural exchange b) multilingual storytelling c) cultural food d) environmental awareness

3 - Create presentations, posters or videos to show cultures, family traditions or customs their own findings and exchange this knowledge with their classmates.

4 - To investigate environmental issues affecting their local area of the world. They can suggest sustainable **solutions**, such as recycling programmes, energy-saving **activities** or community gardens.

Which category?: a) cultural exchange b) multilingual storytelling c) cultural food d) environmental awareness

5 - In teams to create a guidebook about their local community, highlighting important landmarks, services and attractions. They can interview community members, take photographs and write descriptions in English.

6 - Choose a famous historical figure from a different country or a family member and have them research and present biographical information. They can create timelines, write short biographies or even dress up as the person they researched.

Inclusive classroom Language Use

Answers

1 – B

2 - C

3 - A

4 - D

5 - D

6 - A

